

# Visual Story

**Access Ideas and Insights  
at the Chau Chak Wing  
Museum**



# What is a Visual Story



## Visual Story

A Visual Story is a helpful guide that combines images and text to assist you when you're in a new environment.

It's designed to make unfamiliar environments less intimidating and more familiar, so you can feel more at ease and less stressed.

This guide will give you all the information you need about the event, including an overview of what's planned and what to expect.

# Access Ideas and Insights



Access Ideas and Insights, presented by Accessible Arts, is a free series of hybrid events. These events are focused on conversations about art, access and inclusion through panel discussions with leading experts in the creative industries.

The event will be held at Chau Chak Wing Museum on Tuesday, 5<sup>th</sup> August. I can choose to join online or in-person. To attend I must register for a ticket here: [Ticket Registration](#)

The theme for the event is: [The Emerging Artists Toolkit](#)

# Access Ideas and Insights The Emerging Artist Toolkit

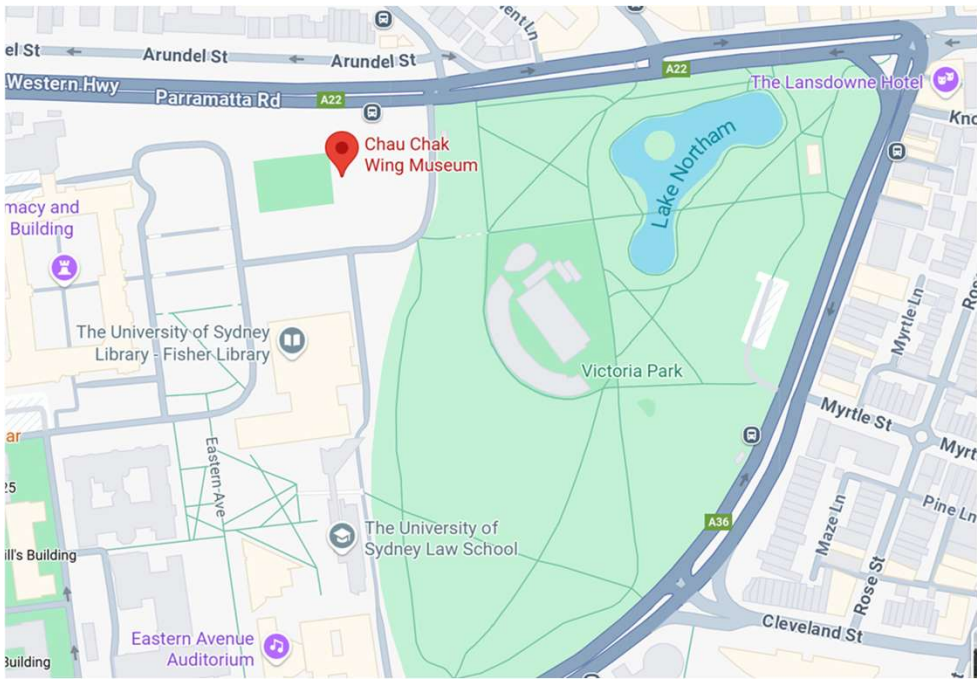


The panel will explore how emerging artists navigate and build sustainable careers in the arts. I can learn more about securing funding, building networks, and creating accessible opportunities.

## Panel Includes:

- Digby Webster – Multidisciplinary artist
- Ava Lagoon - Emerging writer, curator and arts worker
- Kate Matthews - Creative Producer

# Planning Your Visit



Chau Chak Wing Museum is part of the University of Sydney and is situated near the main entrance on University Place.

## By Bus

There are several bus stops along Parramatta Rd and City Rd, the nearest bus stop to the museum is on Parramatta Rd. Bus routes include: 412, 413, 436, 438, 439, 440, 461, 480, 483.

## By train

It's roughly 20-minute walk through Darlington from Redfern Station. Central Station is a 5-minute bus ride, or 30-minute walk, away.

To help plan my visit I can click on the link below to find out more: [Transport NSW](#)

# Planning Your Visit




## **Parking and drop-off bay**

There are two designated accessible parking spaces, and a drop-off bay available at the entrance of the museum. Further designated accessible parking spaces can be found at the entrance of Fisher Library.

I can find other nearby accessible parking locations, by visiting the [University of Sydney website](#).

Parking on University grounds is free to all patrons displaying a current Mobility Parking Scheme card, previously known as a Disabled Parking Permit.

# Chau Chak Wing Museum



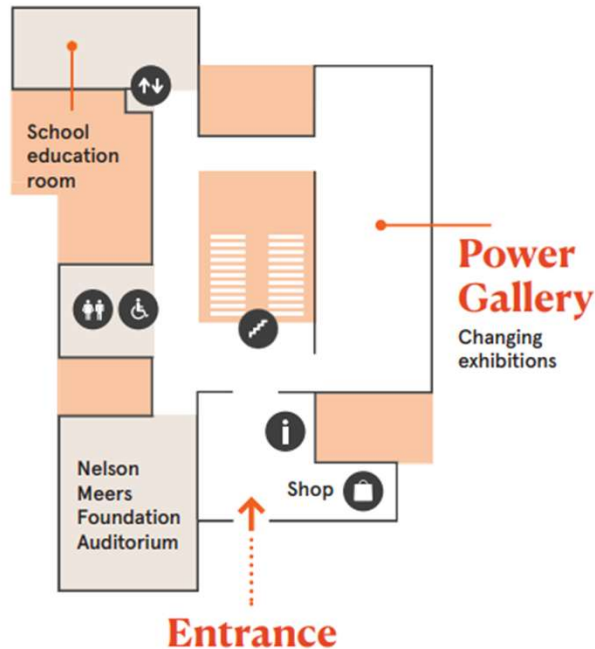
When I arrive, I can find the main entrance to the museum located on University Place and is accessible via a ramp or a set of three stairs.

The museum is part of the University of Sydney and contains three significant collections in different exhibition spaces across four levels.

With free entry, I can visit the museum exhibitions and explore the collection. If I want to learn more about what's on, I can visit the museum's website here: [Chau Chak Wing Museum](https://www.chau-chak-wing.com.au/)

# Venue Map and Floorplan

## ENTRANCE LEVEL 3



This is a map of the of the entrance to the museum on level 3. The event will be held in the Nelson Meers Foundation Auditorium.

Below is a link to the museum map which includes a floorplan indicating the location of lifts and accessible toilets.

I can pick up a copy from the front desk or download the pdf, here: [Chau Chak Wing Museum Map](#)

# Venue Information



This is a free event, if I'm attending in person, an Accessible Arts team member will greet me at the entrance and help me to locate the event space.

Seating will be general admission floor-level. I should arrive early to secure my preferred seating. I cannot take food or drinks into the venue, but I can bring a water bottle. If I need to leave at any time, I can.

During the event there will be a photographer taking photos, as well as audio and video equipment as the panel is being live streamed.

# Event Start Time



The doors to the event open at 2:40pm. The event will start at 3pm with a Welcome to Country.

Because the event is streamed online, the start time is very important. I need to make sure I have my seat and am ready by 2:55pm. If I see someone I know, I can talk to them at the networking event after the panel finishes.

After the Welcome to Country, the panel will begin. The panel will last for 45 minutes, followed by a 15-minute Q&A. I can ask a question during the Q&A if I want to.

# Networking & Refreshments




After the panel finishes, I can join the free networking event, where free drinks and light refreshments will be served. There will be vegetarian and gluten-free options available.

Unfortunately, Accessible Arts can't provide for special dietary needs.

At the networking event, I can go to the registration desk, and a friendly Accessible Arts team member will give me a sticker with my name on it.

Wearing my name badge can help make meeting new people easier.

# Accessible Toilets



Gender-neutral, wheelchair-accessible toilets are located on Levels 2, 3 and 4 of the museum. Facilities include both right-hand and left-hand transfer-accessible toilets. Locks release after 15 minutes. There are also ambulant toilet stalls within the male and female bathrooms on these levels.

For more information about the location of accessible toilets or all-gender toilets on the University of Sydney campus, I can click on this link for the: [Interactive campus map.](#)

# Access at the Event




The event will be Auslan interpreted and live captioned.

Hearing loop or infrared hearing augmentation systems are available in the Nelson Meers Foundation Auditorium.

If I want to ask about specific access requirements before the event, I can reach out to the Accessible Arts team by clicking here: [Contact Us](#)

# Outdoor Space for Sensory Reprieve



There is no designated indoor quiet space at this event.

The grounds surrounding the museum include an outdoor ceremonial space with a low bench that offers a semi-secluded outdoor area if I need this for quiet reflection or sensory reprieve.

I can access this via the unsealed path, to the right as I exit the main entrance of the museum.

This space is open to the public and may be in use by other visitors or passers-by.